



INSTITUT FOR ENERGITEKNIK
AALBORG UNIVERSITET

STUDY PROGRAMME EVALUATION

SPRING SEMESTER 2020

The Study Secretariat, Department of Energy Technology

December 2020

Table of contents

| | |
|--|-----------|
| 1. Introduction | 3 |
| 1.1 Contents of the report..... | 3 |
| 1.2 Follow-up on the results..... | 3 |
| 1.3 Abbreviations..... | 3 |
| 2. Response rate F19 | 4 |
| 3. Overall evaluation | 5 |
| 4. The academic level | 6 |
| 5. The academic content | 7 |
| 6. Progression (i.e. the development between the semesters) | 8 |
| 7. Competence profile | 9 |
| 8. Workload | 10 |
| 9. Distribution of workload | 11 |

1. Introduction

1.1 Contents of the report

This report contains the quantitative data from the study program evaluation of the spring semester 2020. The qualitative data has been processed internally and in confidentiality by the Study Board for Energy.

1.2 Follow-up on the results

Overall, the evaluation shows that the students are predominantly satisfied with their study programmes. The Study Board has processed the results. Unfortunately the response rate for the study programme evaluation was very low at 28 % so the data quantity was quite limited.

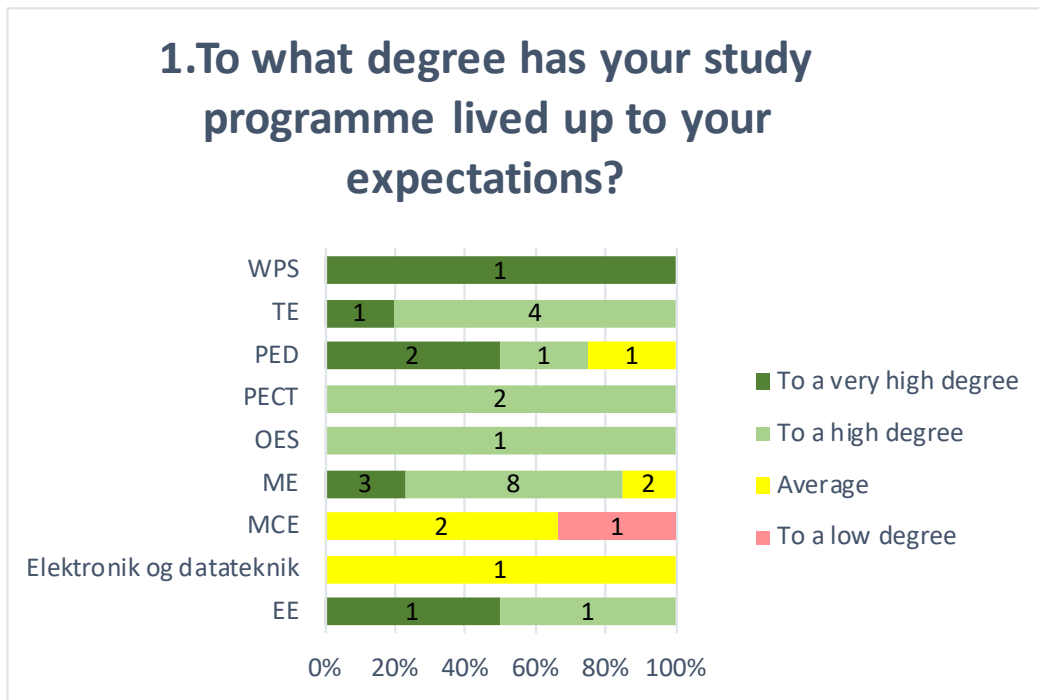
1.3 Abbreviations

- AIE: Applied Industrial Electronics
- DS: Dynamic Systems
- ED: Electronics and Computer Engineering
- EE: Electrical Energy
- EN: Energy
- EPSH: Electric Power Systems and High Voltage Engineering
- HYTEC: Fuel Cells and Hydrogen Technology
- IRS: Intelligent Reliable Systems
- MCE: Mechatronic Control Engineering
- ME: Mechatronics
- OES: Offshore Energy Systems
- PECT: Proces Engineering and Combustion Technology
- PED: Power Electronics and Drives
- TE: Thermal Energy
- TEPE: Thermal Energy and Process Engineering
- WPS: Wind Power Systems

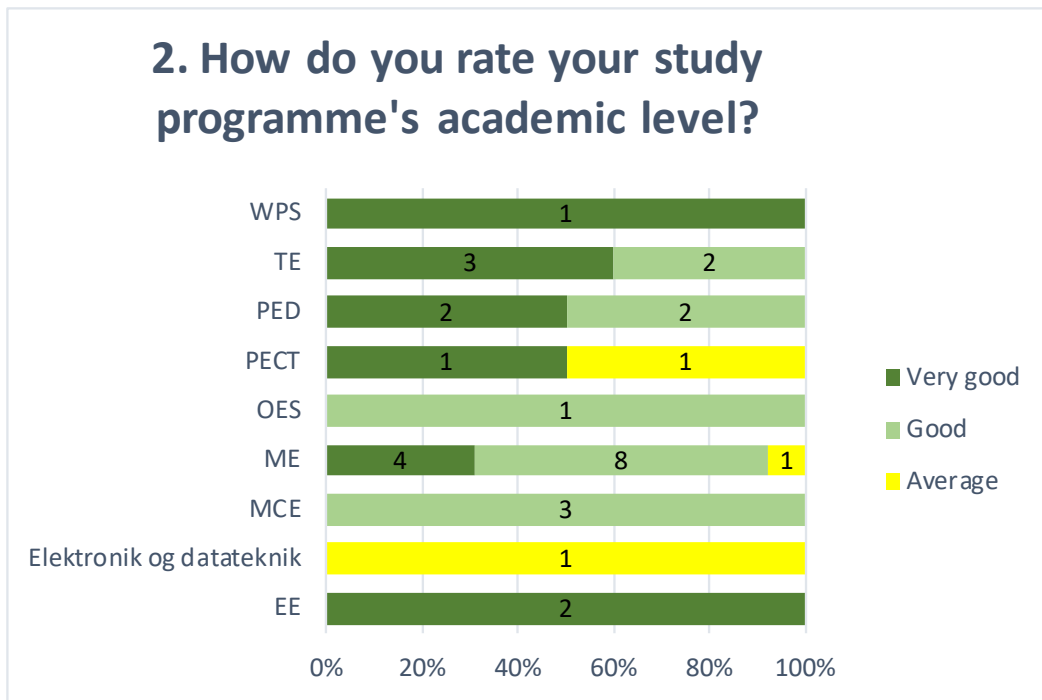
2. Response rate F20

| Study programme evaluation | Responses | Students | Response rate |
|----------------------------|-----------|------------|---------------|
| DS6 - Esbjerg | 0 | 1 | 0% |
| ED6 - Esbjerg | 1 | 10 | 10% |
| TP6 - Esbjerg | 0 | 0 | 0% |
| EE6 - Aalborg | 2 | 5 | 40% |
| ME6, MED6 | 14 | 28 | 50% |
| TE6, TED6 | 4 | 10 | 40% |
| EPSH4 | 0 | 11 | 0% |
| PED4 | 4 | 14 | 29% |
| WPS4 | 2 | 4 | 50% |
| MCE4 | 3 | 14 | 21% |
| OES4 | 1 | 4 | 25% |
| PECT4 | 2 | 5 | 40% |
| TEPE4 | 0 | 13 | 33% |
| Sum | 33 | 119 | 28% |

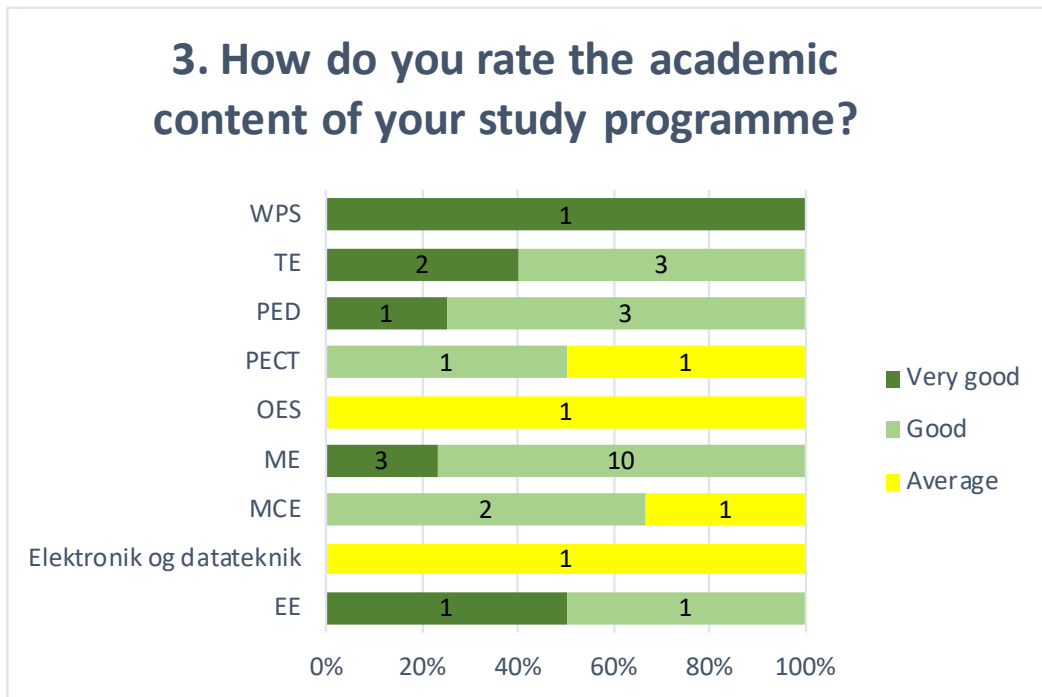
3. Overall evaluation



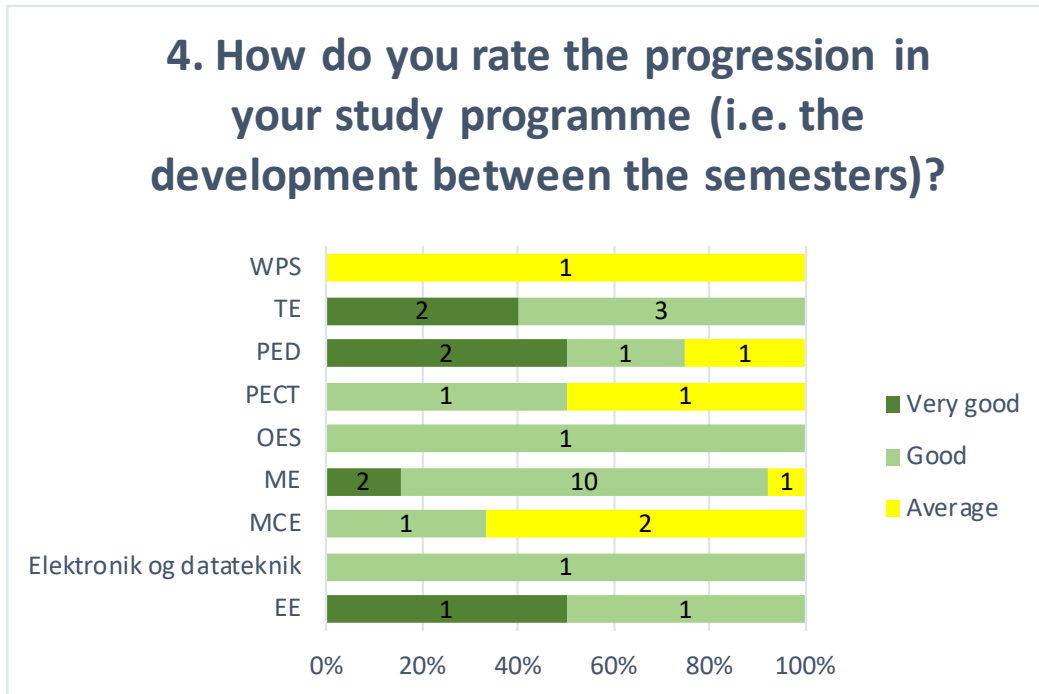
4. The academic level



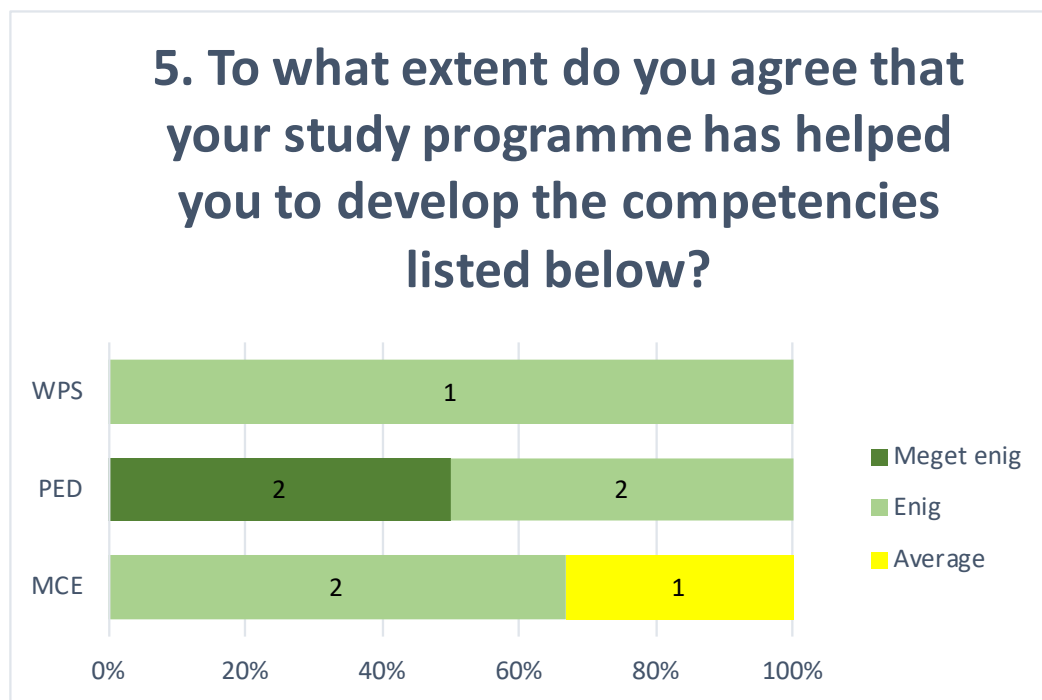
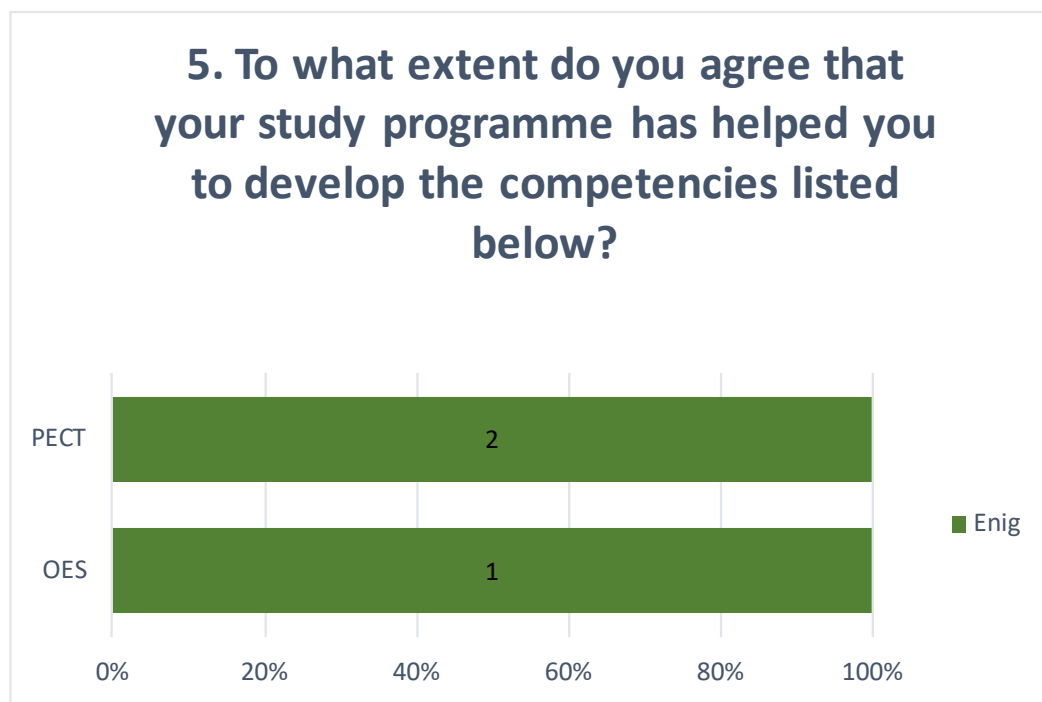
5. The academic content



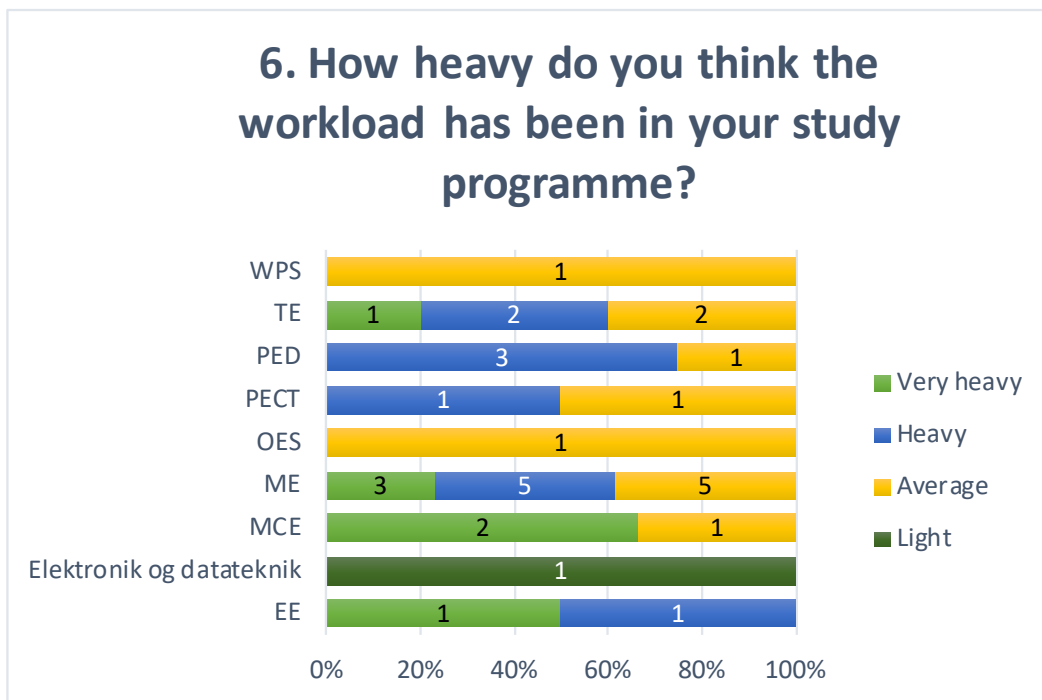
6. Progression (i.e. the development between the semesters)



7. Competence profile



8. Workload



9. Distribution of workload

7. To what extent do you agree that the workload was distributed evenly throughout your study programme?

